

General Information

Service Consumption

14,904 Annual Unlinked Trips (UPT)

Service Supplied

139,110 Annual Vehicle Revenue Miles (VRM)
7,384 Annual Vehicle Revenue Hours (VRH)

Summary of Operating Expenses (OE)

\$307,517 Total Operating Expenses

Database Information

NTDID: 6R02-60207
Reporter Type: Rural General Public Transit
Asset Type: Tier II
Sponsor NTDID: 6R02

Assets

Revenue Vehicles 11
Service Vehicles -
Facilities -

Financial Information

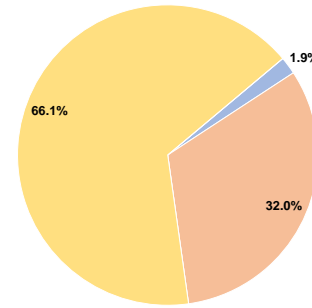
Sources of Operating Funds Expended

Fare Revenues	\$5,803	1.9%
Local Funds	\$98,418	32.0%
State Funds	\$0	0.0%
Federal Assistance	\$203,296	66.1%
Other Funds	\$0	0.0%
Total Operating Funds Expended	\$307,517	100.0%

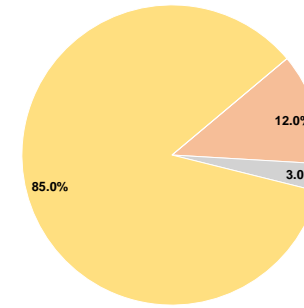
Sources of Capital Funds Expended

Fare Revenues	\$0	0.0%
Local Funds	\$7,490	12.0%
State Funds	\$1,836	3.0%
Federal Assistance	\$52,848	85.0%
Other Funds	\$0	0.0%
Total Capital Funds Expended	\$62,174	100.0%

Operating Funding Sources



Capital Funding Sources



Performance Measure Targets - 2021

Performance Measure - Asset Type - Target % not in State of Good Repair
Facility - Administrative / Maintenance Facilities - 0%
Rolling Stock - AO - Automobile - 100%
Rolling Stock - CU - Cutaway - 23%
Rolling Stock - MV - Minivan - 32%
Rolling Stock - VN - Van - 73%

Modal Characteristics

Operation Characteristics

Vehicles Operated at Maximum Service

Mode	Directly Operated	Purchased Transportation	Operating Expenses	Fare Revenues	Uses of Capital Funds	Annual Unlinked Trips	Annual Vehicle Revenue Miles	Annual Vehicle Revenue Hours
Demand Response	11	-	\$307,517	\$5,803	\$62,174	14,904	139,110	7,384
Total	11	-	\$307,517	\$5,803	\$62,174	14,904	139,110	7,384

Performance Measures

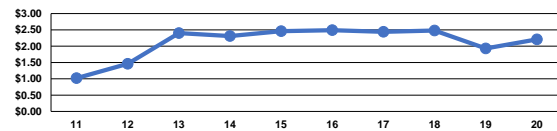
Service Efficiency

Mode	Operating Expenses per Vehicle Revenue Mile	Operating Expenses per Vehicle Revenue Hour
Demand Response	\$2.21	\$41.65
Total	\$2.21	\$41.65

Service Effectiveness

Mode	Operating Expenses per Unlinked Passenger Trip	Unlinked Trips per Vehicle Revenue Mile	Unlinked Trips per Vehicle Revenue Hour
Demand Response	\$20.63	0.1	2.0
Total	\$20.63	0.1	2.0

Operating Expense per Vehicle Revenue Mile: Agency Total



Unlinked Passenger Trips per Vehicle Revenue Mile: Agency Total

