

Assumption Parish Council on Aging

2019 Annual Agency Profile

General Information

Service Consumption

17,408 Annual Unlinked Trips (UPT)

Service Supplied

159,179 Annual Vehicle Revenue Miles (VRM)

7,930 Annual Vehicle Revenue Hours (VRH)

Summary of Operating Expenses (OE)

\$307,395 Total Operating Expenses

Database Information

NTDID: 6R02-60207

Reporter Type: Rural General Public Transit

Financial Information

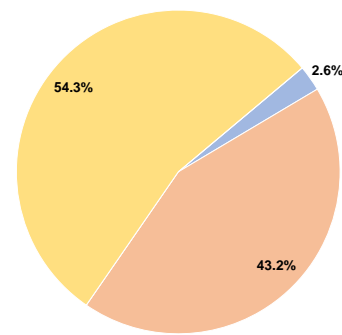
Sources of Operating Funds Expended

Fare Revenues	\$7,899	2.6%
Local Funds	\$132,670	43.2%
State Funds	\$0	0.0%
Federal Assistance	\$166,826	54.3%
Other Funds	\$0	0.0%
Total Operating Funds Expended	\$307,395	100.0%

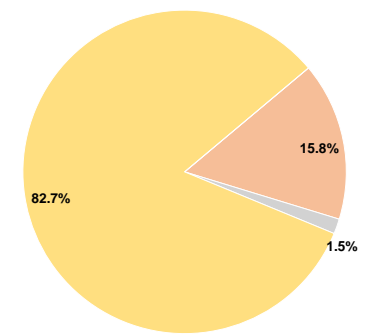
Sources of Capital Funds Expended

Fare Revenues	\$0	0.0%
Local Funds	\$18,089	15.8%
State Funds	\$1,714	1.5%
Federal Assistance	\$94,432	82.7%
Other Funds	\$0	0.0%
Total Capital Funds Expended	\$114,235	100.0%

Operating Funding Sources



Capital Funding Sources



Modal Characteristics

Operation Characteristics

Vehicles Operated at Maximum Service

Mode	Directly Operated	Purchased Transportation	Operating Expenses	Fare Revenues	Uses of Capital Funds	Annual Unlinked Trips	Annual Vehicle Revenue Miles	Annual Vehicle Revenue Hours
Demand Response	11	-	\$307,395	\$7,899	\$114,235	17,408	159,179	7,930
Total	11	-	\$307,395	\$7,899	\$114,235	17,408	159,179	7,930

Performance Measures

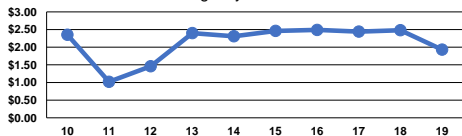
Service Efficiency

Mode	Operating Expenses per Vehicle Revenue Mile	Operating Expenses per Vehicle Revenue Hour
Demand Response	\$1.93	\$38.76
Total	\$1.93	\$38.76

Service Effectiveness

Mode	Operating Expenses per Unlinked Passenger Trip	Unlinked Trips per Vehicle Revenue Mile	Unlinked Trips per Vehicle Revenue Hour
Demand Response	\$17.66	0.1	2.2
Total	\$17.66	0.1	2.2

Operating Expense per Vehicle Revenue Mile: Agency Total



Unlinked Passenger Trips per Vehicle Revenue Mile: Agency Total

