

166 HIGHWAY 1008  
P.O. Box 310  
NAPOLEONVILLE, LA 70390-2009

Assumption Parish Council on Aging  
2022 Annual Agency Profile  
NTD ID 60207

General Information

**Service Consumed**  
4,808 Annual Unlinked Trips (UPT)

**Service Supplied**  
76,384 Annual Vehicle Revenue Miles (VRM)  
4,344 Annual Vehicle Revenue Hours (VRH)

**Database Information**  
NTDID: 60207  
Reporter Type: Rural Reporter

**Assets**  
Revenue Vehicles 10  
Servie Vehicles 0  
Facilities 3  
Asset Type Tier II  
Sponsor NTDID 6R02

Financial Information

**Sources of Operating Funds Expended**

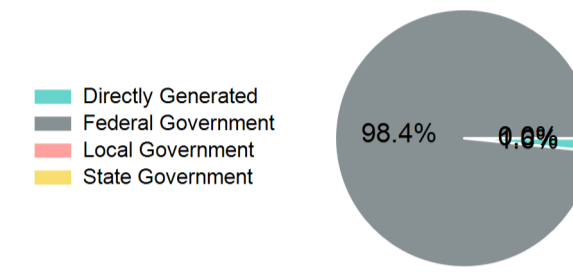
Directly Generated	\$3,379
Federal Government	\$206,609
Local Government	\$0
State Government	\$0
<b>Total Operating Funds Expended</b>	<b>\$209,988</b>

**Sources of Capital Funds Expended**


Directly Generated	\$0
Federal Government	\$0
Local Government	\$0
State Government	\$0
<b>Total Capital Funds Expended</b>	<b>\$0</b>

2022 Financial Breakdown

Operating Funding Sources

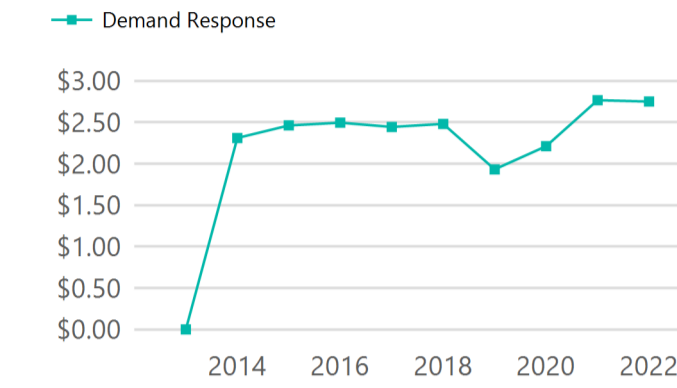


Capital Funding Sources

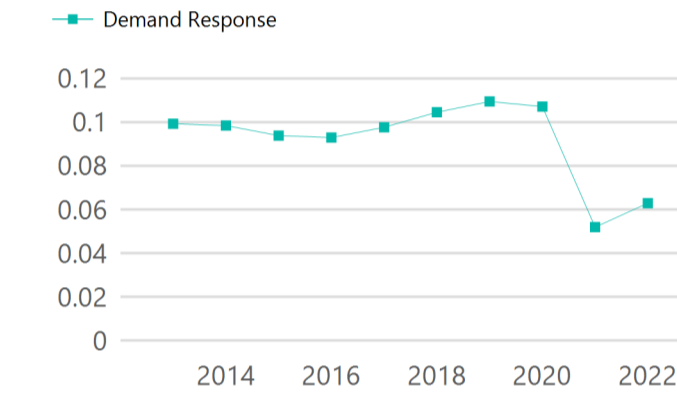


Metrics - Time Series

Operating Expenses per Vehicle Revenue Mile



Unlinked Passenger Trip per Vehicle Revenue Mile



Performance Measure Targets - 2023

Performance Measure - Asset -Target % not in State of Good Repair

Facility - Administrative / Maintenance Facilities - 0%  
Rolling Stock - CU - Cutaway - 23%  
Rolling Stock - MV - Minivan - 59%  
Rolling Stock - SV - Sports Utility Vehicle - 0%  
Rolling Stock - VN - Van - 90%

Modal Characteristics

Overview

Mode	Directly Operated VOMS	Purchased Transportation VOMS	Total Vehicles Operated in Maximum Service (VOMS)	Fare Revenues	Operating Expenses	Capital Expenses	Annual Unlinked Pass. Trips	Annual Vehicle Revenue Miles	Annual Vehicle Revenue Hours	Average Fleet Age in Years
Demand Response	10	0	10	\$3,379	\$209,988	\$0	4,808	76,384	4,344	6
<b>Total (all modes)</b>	<b>10</b>	<b>0</b>	<b>10</b>	<b>\$3,379</b>	<b>\$209,988</b>	<b>\$0</b>	<b>4,808</b>	<b>76,384</b>	<b>4,344</b>	

Metrics

Mode	Service Efficiency		Service Effectiveness		
	Operating Expenses per Vehicle Revenue Mile	Operating Expenses per Vehicle Revenue Hour	Operating Expenses per UPT	UPT per Vehicle Revenue Mile	UPT per Vehicle Revenue Hour
Demand Response	\$2.75	\$48.34	\$43.67	0.1	1.1
<b>Total</b>	<b>\$2.75</b>	<b>\$48.34</b>	<b>\$43.67</b>	<b>0.1</b>	<b>1.1</b>

